

# DCP VALIDATOR

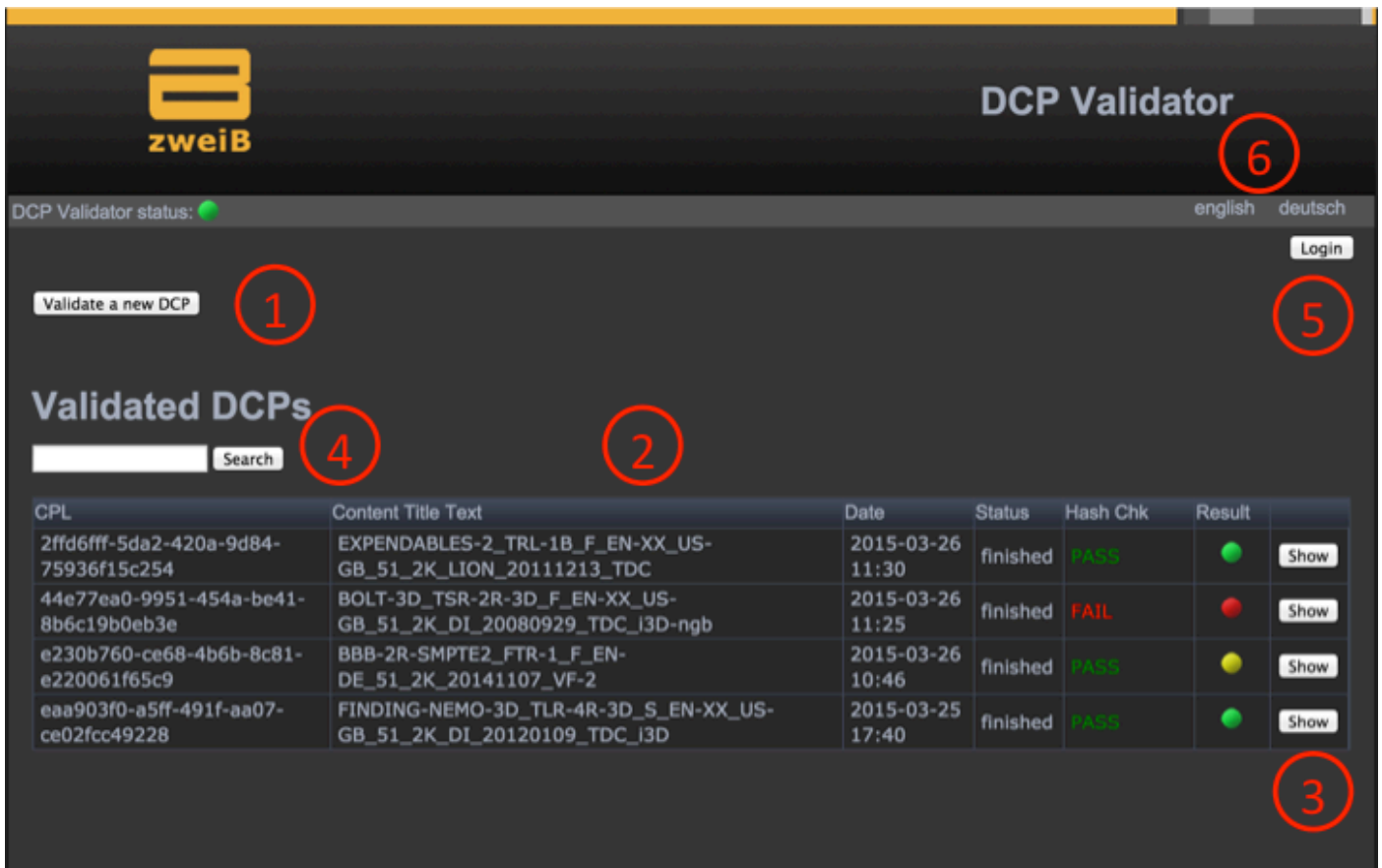
A Web Application for validating the consistency of Digital Cinema Packages

## User's Manual

Wolfgang Ruppel

July 2015

## Front page



DCP Validator status: ● english deutsch Login

Validate a new DCP

### Validated DCPs

Search

CPL	Content Title Text	Date	Status	Hash Chk	Result	
2ffd6fff-5da2-420a-9d84-75936f15c254	EXPENDABLES-2_TRL-1B_F_EN-XX_US-GB_51_2K_LION_20111213_TDC	2015-03-26 11:30	finished	PASS	<span style="color: green;">●</span>	Show
44e77ea0-9951-454a-be41-8b6c19b0eb3e	BOLT-3D_TSR-2R-3D_F_EN-XX_US-GB_51_2K_DI_20080929_TDC_I3D-ngb	2015-03-26 11:25	finished	FAIL	<span style="color: red;">●</span>	Show
e230b760-ce68-4b6b-8c81-e220061f65c9	BBB-2R-SMPTE2_FTR-1_F_EN-DE_51_2K_20141107_VF-2	2015-03-26 10:46	finished	PASS	<span style="color: yellow;">●</span>	Show
eea903f0-a5ff-491f-aa07-ce02fcc49228	FINDING-NEMO-3D_TLR-4R-3D_S_EN-XX_US-GB_51_2K_DI_20120109_TDC_I3D	2015-03-25 17:40	finished	PASS	<span style="color: green;">●</span>	Show

Explanation of GUI and interaction elements (referencing the red circled numbers above):

1. "Validate a new DCP" leads you to → Bullets 7/8 for starting the validation of a new DCP
2. Table displaying DCPs that have already been validated. Results can be sorted by clicking the respective category (e.g. Date or Content Title Text)
3. "Show" displays details of the validation results. See → Bullet 9/10/11
4. "Search" allows for filtering the table of validation results according to a given keyword. All entries matching the keyword will be displayed.
5. The „Login“ button gives access to the admin area. See → Bullet 13..16.
6. Change the language of the GUI. Selected language will be stored in a cookie and used again when the user returns to DCP Validator.

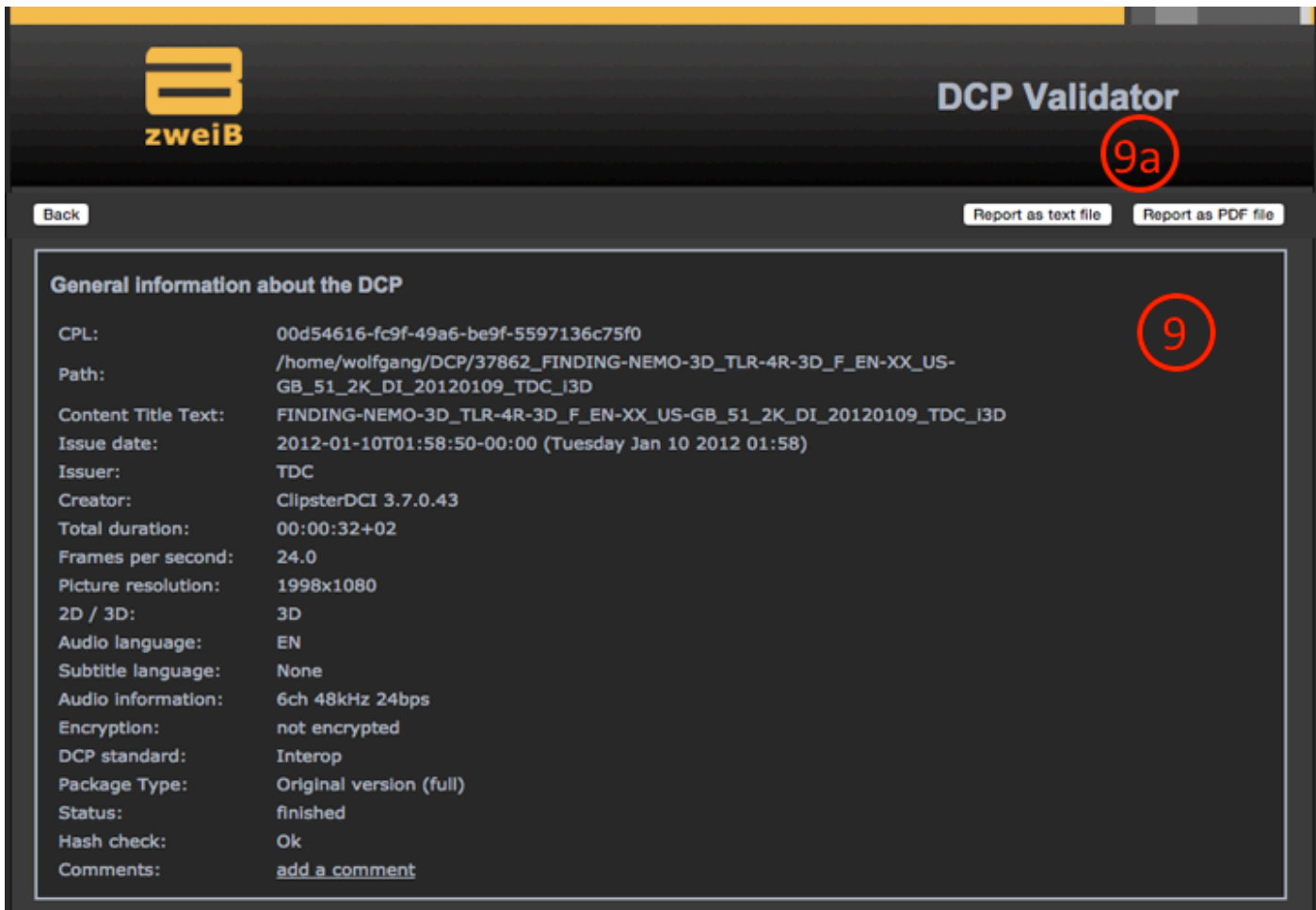
## „Validate a new DCP“ page



Explanation of GUI and interaction elements (referencing the red circled numbers above):

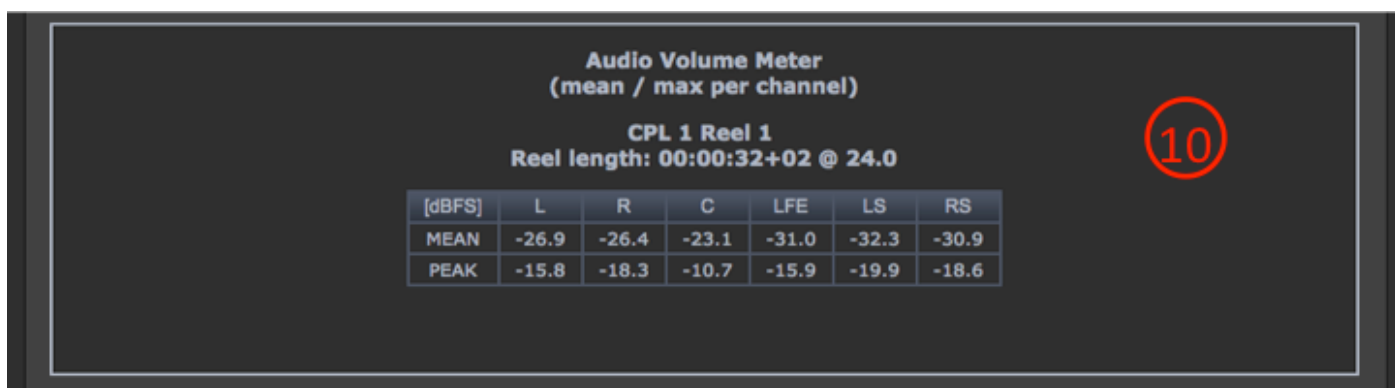
7. Choose a directory with a DCP to be validated from the preconfigured paths. See bullet → 15/16 for information about how to configure DCP paths. External USB hard drives will be displayed for selection automatically without configuration.
8. After selecting a directory containing a DCP, press “Validate DCP” to start the actual validation process. GUI will return to the front page.

„Show validation results“ page (1/3)



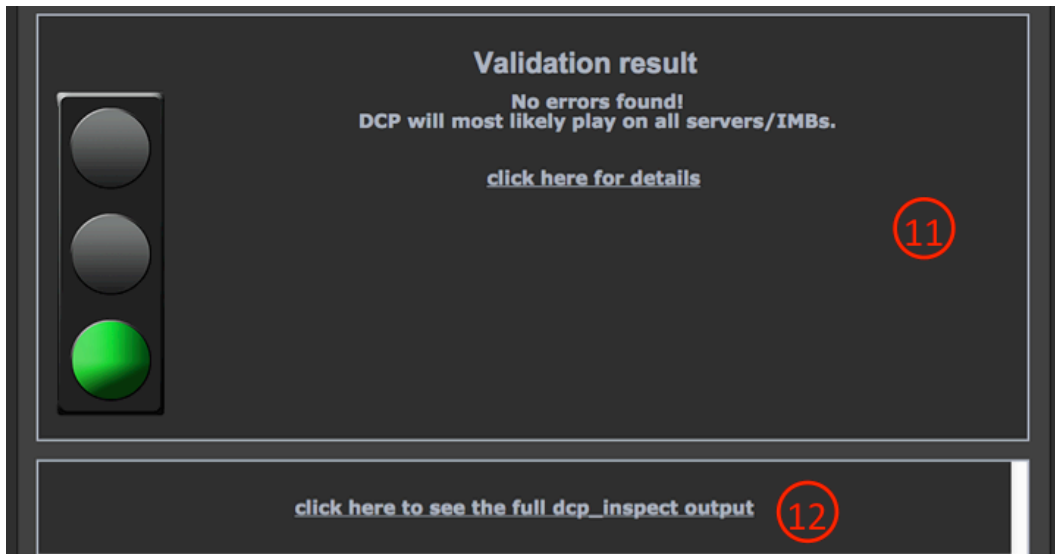
- 9. Displays general information about the DCP. If the DCP contains more than one CPL, the information will be given for all CPLs separately.
- 9a. Download the full report as pdf file or the output of dcp\_inspect as text file.

„Show validation results“ page (2/3)



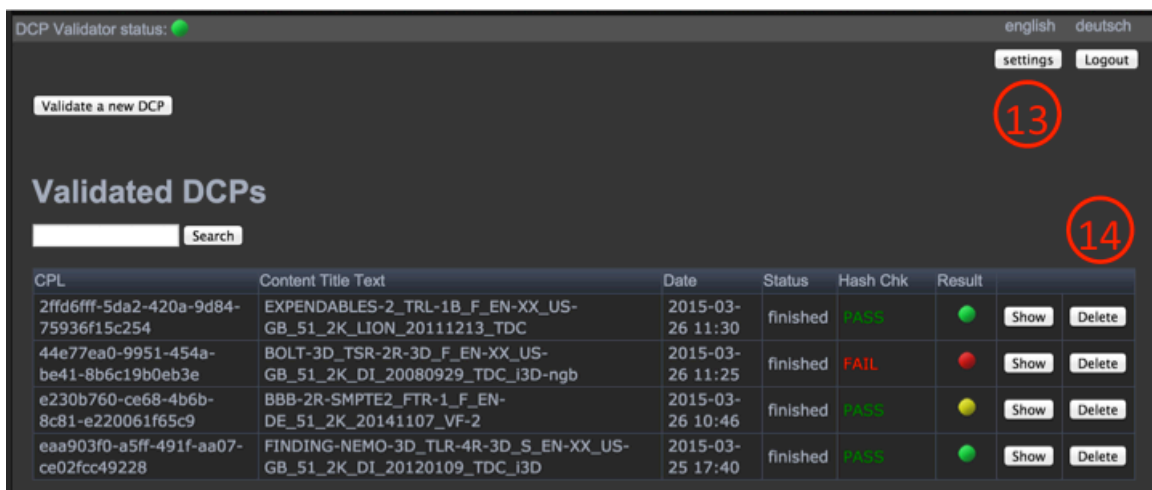
- 10. Displays audio levels of all audio channels included in the DCP in “dBFS” (Decibels relative to Full Scale). This information is available for unencrypted DCPs only. Please note that “-inf” indicates black (silent) audio channels. If the levels are out of range, the respective numbers will be colored yellow or even red. The expected mean level from the DCI standard is in the order of -20 dbFS.

## „ Show validation results “ page (3/3)



11. Traffic-light-style visualization of the validation results. Details are available by clicking the respective line. "Green" indicates that no issues have been found during the validation process. "Yellow" indicates that issues have been found but the DCP may play without problems anyhow. Users are advised to carefully study the detailed messages in that case. "Red" indicates a major problem has been found with that DCP. With a "red" result, the DCP will most likely not play back properly. Users are again advised to carefully study the detailed messages and take appropriate measures to improve or fix the DCP.
12. This option gives full access to the output of "dcp\_inspect", a famous tool distributed under GPL by Wolfgang Woehl. See <https://github.com/wolfgangw/backports> for more details about dcp\_inspect.

## Additional options with admin rights



13. "Settings" point to the settings page, see → bullet 15
14. "Delete" allows for deleting validation results. Caution: Deleted results are being removed from the data base permanently. A confirmation message will be displayed in order to avoid accidental deletion.

## Additional options with admin rights: Settings page

Back

### Admin area

Update dcp\_inspect 17

Edit rootpaths here:

Only absolute paths are allowed, relative won't work!

	Rootpath	Edit	Delete
1	/home/wolfgang/DCP	Edit	Delete
2	/media/psf/Home/Documents/DCP	Edit	Delete

15

Add 16

15. The table displays the currently configured paths for searching DCPs. These paths will be offered as starting points for searching DCPs in the “validate new DCP” dialog, see → bullet 7.
16. “Add” allows for adding new paths which can be selected by users for searching DCPs. Please note that mounted USB drives do not have to be added manually. USB drives will appear automatically in the “Validate new DCP” dialog, see → bullet 7.
17. Click “Update dcp\_inspect” to update the dcp\_inspect tool → bullet 18.

## Updating dcp\_inspect

zweiB

### DCP Validator

Back

### Update dcp\_inspect

19 20

	Active	Version	Delete	Activate
1		v1.2014.02.27	Delete	Activate
2	X	v1.2015.01.23	Delete	Activate

Check for dcp\_inspect Updates

18

dcp\_inspect is a tool for in-depth DCP inspection available under the Gnu General Public License (GPLv3) at <https://github.com/wolfgangw/backports>.

DCP Validator interprets and visualizes the output of dcp\_inspect.

18. “Check for dcp\_inspect updates” connects to Github for downloading the latest release of dcp\_inspect. If the release currently in use is not the most recent one, the latest version from Github will be installed. The previous

version of dcp\_inspect will be kept locally in case the update failed and/or any incompatibilities with DCP Validator occur.

19. Press the “Delete” key to erase the respective version of dcp\_inspect. The currently active version (marked by an “X” in the respective column) will not be deleted.
20. Press “Activate” to activate a specific version for usage with DCP Validator.

## Contact

Dr. Wolfgang Ruppel

[dcp-validator@gmx.de](mailto:dcp-validator@gmx.de)